

## Typical Applications



**HERBICIDE**  
SOIL APPLIED  
**EXCELLENT**  
SYSTEMIC  
**EXCELLENT**



**FERTILIZER**  
BROADCAST  
**EXCELLENT**



**DRIFT CONTROL**  
**EXCELLENT**

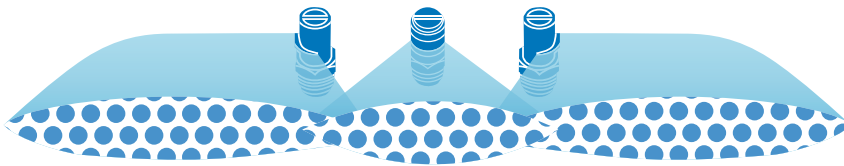


## FEATURES

- Unique orifice geometry produces a wide spray pattern while maintaining superior distribution across entire width.
- Pre-orifice design minimizes drift.
- Extra wide spray pattern—up to 5.5 meters—using a single nozzle.
- Removable polymer pre-orifice.
- NPT or BSPT (male) threads for easy installation.

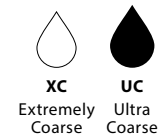
**Mounting Note:** Position nozzle horizontal to ground with spray pattern down and to the side.

## SPRAY PATTERN



**Note:** The addition of the middle nozzle is one option of configuration. XP BoomJet can be used with TurfJet (1/4TTJ) found on pages 52–53.

## DROPLET SIZE CLASSIFICATION



## RECOMMENDED PRESSURE RANGE



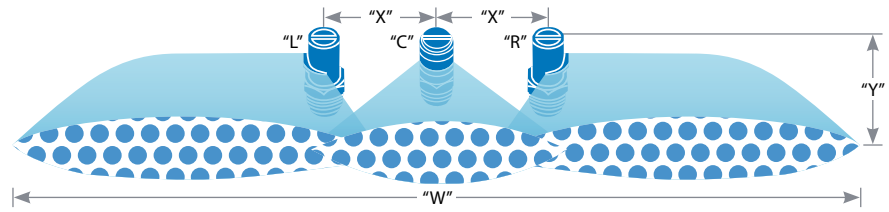
## MATERIALS AVAILABLE



## HOW TO ORDER

Polymer with VisiFlo® color-coding  
**( B ) 1 / 2 X P 8 0 L ( R ) - V P**

BSPT Thread	Tip Type	Capacity Size	Left or Right Boom Spray	Material Code
----------------	-------------	------------------	-----------------------------	------------------

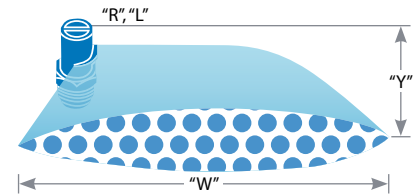


TIP PART NO. "R", "L"	CENTER NOZZLE "C"	bar	DROP SIZE	CAPACITY THREE NOZZLES IN l/min	SPRAY WIDTH "W" (METERS)		l/ha FOR THREE NOZZLES											
					60 cm HEIGHT	90 cm HEIGHT	"X" = APPLICATION RATE FOR 50 cm SPRAY NOZZLE SPACING											
							HEIGHT "Y" = 60 cm						HEIGHT "Y" = 90 cm					
							4 km/h	8 km/h	12 km/h	16 km/h	24 km/h	32 km/h	4 km/h	8 km/h	12 km/h	16 km/h	24 km/h	32 km/h
(B)1/4XP10R (B)1/4XP10L	1/4TTJ08	1.5	UC	7.85	6.2	7.0	190	95.0	63.3	47.5	31.7	23.7	168	84.1	56.1	42.1	28.0	21.0
		2.0	UC	9.04	7.0	7.8	194	96.9	64.6	48.4	32.3	24.2	174	86.9	57.9	43.5	29.0	21.7
		3.0	XC	11.1	7.8	8.6	213	107	71.2	53.4	35.6	26.7	194	96.8	64.5	48.4	32.3	24.2
		3.5	XC	11.9	8.6	9.2	208	104	69.2	51.9	34.6	25.9	194	97.0	64.7	48.5	32.3	24.3
(B)1/4XP20R (B)1/4XP20L	1/4TTJ08	1.5	UC	13.4	6.4	7.8	314	157	105	78.5	52.3	39.3	258	129	85.9	64.4	42.9	32.2
		2.0	UC	15.4	8.0	8.4	289	144	96.3	72.2	48.1	36.1	275	138	91.7	68.8	45.8	34.4
		3.0	XC	18.9	9.2	9.6	308	154	103	77.0	51.4	38.5	295	148	98.4	73.8	49.2	36.9
		3.5	XC	20.5	9.8	10.2	314	157	105	78.4	52.3	39.2	301	151	100	75.4	50.2	37.7
(B)1/4XP25R (B)1/4XP25L	1/4TTJ10	1.5	UC	16.5	7.4	7.8	334	167	111	83.6	55.7	41.8	317	159	106	79.3	52.9	39.7
		2.0	UC	19.1	8.4	9.2	341	171	114	85.3	56.8	42.6	311	156	104	77.9	51.9	38.9
		3.0	UC	23.5	9.2	9.8	383	192	128	95.8	63.9	47.9	360	180	120	89.9	59.9	45.0
		3.5	XC	25.3	9.8	10.2	387	194	129	96.8	64.5	48.4	372	186	124	93.0	62.0	46.5
(B)1/2XP40R (B)1/2XP40L	1/4TTJ15	1.5	UC	26.6	7.8	8.4	512	256	171	128	85.3	63.9	475	238	158	119	79.2	59.4
		2.0	UC	31.0	9.0	9.8	517	258	172	129	86.1	64.6	474	237	158	119	79.1	59.3
		3.0	UC	37.7	9.6	10.4	589	295	196	147	98.2	73.6	544	272	181	136	90.6	68.0
		3.5	UC	40.4	10.2	10.8	594	297	198	149	99.0	74.3	561	281	187	140	93.5	70.1
4.0	UC	43.6	10.8	11.6	606	303	202	151	101	75.7	564	282	188	141	94.0	70.5		

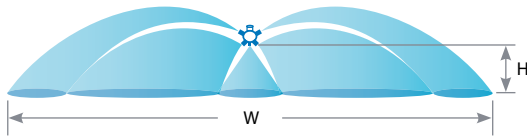
**Note:** Always double check your application rates. Droplet size classification shown is based on ISO 25358. Droplet size classification standard is subject to change. Tabulations are based on spraying water at 21°C. See technical information (pages 179-202) for droplet size classification, useful formulas and other technical information. When XP BoomJet is combined with 1/4TTJ nozzle the minimum pressure used must be 2 bar.

(B)=BSPT

For lower chart only, application rates are identical for a two-tip setup. Swath width and flow capacity will be doubled for a two-tip setup.



TIP PART NO.	bar	DROP SIZE	CAPACITY ONE NOZZLE IN l/min	SPRAY WIDTH "W" (METERS)		l/ha FOR ONE NOZZLE																			
				60 cm HEIGHT	90 cm HEIGHT	HEIGHT "Y" = 60 cm									HEIGHT "Y" = 90 cm										
						4 km/h	6 km/h	8 km/h	10 km/h	12 km/h	16 km/h	20 km/h	25 km/h	30 km/h	35 km/h	4 km/h	6 km/h	8 km/h	10 km/h	12 km/h	16 km/h	20 km/h	25 km/h	30 km/h	35 km/h
(B)1/4XP10R (B)1/4XP10L	1.5	UC	2.81	2.6	3.0	162	108	81.1	64.8	54.0	40.5	32.4	25.9	21.6	18.5	141	93.7	70.3	56.2	46.8	35.1	28.1	22.5	18.7	16.1
	2.0	UC	3.23	3.0	3.4	162	108	80.8	64.6	53.8	40.4	32.3	25.8	21.5	18.5	143	95.0	71.3	57.0	47.5	35.6	28.5	22.8	19.0	16.3
	3.0	XC	3.95	3.4	3.8	174	116	87.1	69.7	58.1	43.6	34.9	27.9	23.2	19.9	156	104	78.0	62.4	52.0	39.0	31.2	24.9	20.8	17.8
	3.5	XC	4.26	3.8	4.1	168	112	84.1	67.3	56.1	42.0	33.6	26.9	22.4	19.2	156	104	77.9	62.3	52.0	39.0	31.2	24.9	20.8	17.8
(B)1/4XP20R (B)1/4XP20L	1.5	UC	5.56	2.7	3.4	309	206	154	124	103	77.2	61.8	49.4	41.2	35.3	245	164	123	98.1	81.8	61.3	49.1	39.2	32.7	28.0
	2.0	UC	6.43	3.5	3.7	276	184	138	110	91.9	68.9	55.1	44.1	36.7	31.5	261	174	130	104	86.9	65.2	52.1	41.7	34.8	29.8
	3.0	XC	7.87	4.1	4.3	288	192	144	115	96.0	72.0	57.6	46.1	38.4	32.9	275	183	137	110	91.5	68.6	54.9	43.9	36.6	31.4
	3.5	XC	8.52	4.4	4.6	290	194	145	116	96.8	72.6	58.1	46.5	38.7	33.2	278	185	139	111	92.6	69.5	55.6	44.5	37.0	31.8
(B)1/4XP25R (B)1/4XP25L	1.5	UC	6.85	3.2	3.4	321	214	161	128	107	80.3	64.2	51.4	42.8	36.7	302	201	151	121	101	75.6	60.4	48.4	40.3	34.5
	2.0	UC	7.95	3.7	4.1	322	215	161	129	107	80.6	64.5	51.6	43.0	36.8	291	194	145	116	97.0	72.7	58.2	46.5	38.8	33.2
	3.0	UC	9.77	4.1	4.4	357	238	179	143	119	89.4	71.5	57.2	47.7	40.9	333	222	167	133	111	83.3	66.6	53.3	44.4	38.1
	3.5	XC	10.5	4.4	4.6	358	239	179	143	119	89.5	71.6	57.3	47.7	40.9	342	228	171	137	114	85.6	68.5	54.8	45.7	39.1
(B)1/2XP40R (B)1/2XP40L	1.5	UC	11.2	4.6	4.9	365	243	183	146	122	91.3	73.0	58.4	48.7	41.7	343	229	171	137	114	85.7	68.6	54.9	45.7	39.2
	1.5	UC	11.2	3.4	3.7	494	329	247	198	165	124	98.8	79.1	65.9	56.5	454	303	227	182	151	114	90.8	72.6	60.5	51.9
	2.0	UC	13.1	4.0	4.4	491	328	246	197	164	123	98.3	78.6	65.5	56.1	447	298	223	179	149	112	89.3	71.5	59.5	51.0
	3.0	UC	15.9	4.3	4.7	555	370	277	222	185	139	111	88.7	74.0	63.4	507	338	254	203	169	127	101	81.2	67.7	58.0
(B)1/2XP80R (B)1/2XP80L	1.5	UC	22.1	4.0	4.7	829	553	414	332	276	207	166	133	111	94.7	625	470	353	282	235	176	141	113	94.0	80.6
	2.0	UC	25.5	4.6	5.0	832	554	416	333	277	208	166	133	111	95.0	765	510	383	306	255	191	153	122	102	87.4
	3.0	UC	31.1	4.9	5.3	952	635	476	381	317	238	190	152	127	109	880	587	440	352	293	220	176	141	117	101
	3.5	UC	33.2	5.0	5.5	996	664	498	398	332	249	199	159	133	114	905	604	453	362	302	226	181	145	121	103
4.0	UC	35.8	5.3	5.6	1013	675	507	405	338	253	203	162	135	116	959	639	479	384	320	240	192	153	128	110	



W = Maximum effective coverage with nozzle mounted at 1 m height.



**5880-3/4 NPT Female**  
Back inlet connection.



**5430-3/4 NPT**

BOOMLESS NOZZLES

TIP PART NO.					l/min	"W" (METERS)	l/ha				
							6 km/h	8 km/h	12 km/h	16 km/h	24 km/h
5430-3/4-2TOC06 5880-3/4-2TOC06	6733-OC06	H1/4VV-1506	H1/4VVL-9502 with 50 mesh strainer	1.5	7.26	10.2	71.2	53.4	35.6	26.7	17.8
				2.0	8.38	10.3	81.4	61.0	40.7	30.5	20.3
				2.5	9.37	10.5	89.2	66.9	44.6	33.5	22.3
5430-3/4-2TOC10 5880-3/4-2TOC10	OC-10	H1/4U-0508HE	H1/4VVL-11004 with 50 mesh strainer	1.5	11.16	12.0	93.0	69.8	46.5	34.9	23.3
				2.0	12.89	12.1	107	79.9	53.3	39.9	26.6
				2.5	14.41	12.3	117	87.9	58.6	43.9	29.3
5430-3/4-2TOC20 5880-3/4-2TOC20	OC-20	H1/4U-0520HE	H1/4VVL-9506 with 50 mesh strainer	1.5	24.00	14.3	168	126	83.9	62.9	42.0
				2.0	27.72	15.2	182	137	91.2	68.4	45.6
				2.5	30.99	15.8	196	147	98.1	73.6	49.0
5430-3/4-2TOC40 5880-3/4-2TOC40	OC-40	H1/4U-0540HE	H1/4U-9510	1.5	47.44	17.1	277	208	139	104	69.4
				2.0	54.78	18.2	301	226	150	113	75.2
				2.5	61.25	19.2	319	239	160	120	79.8

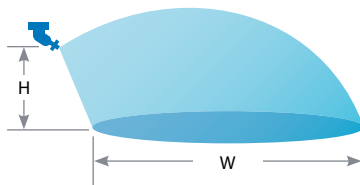
**Note:** Always double check your application rates. Tabulations are based on spraying water at 21°C. See technical information (pages 179–202) for useful formulas and other technical information.

### HOW TO ORDER

5 8 8 0 - 3 / 4 - 2 T O C 0 6

### EXTRA-WIDE FLAT SPRAY COVERAGE

W = Maximum effective coverage with nozzle mounted at 1 m height.



**Type 4629-3/4-TOC Single Swivel**  
with 3/4" NPT (F) pipe connection. Brass.



**Type 4418-3/4-2TOC Double Swivel**  
with 3/4" NPT (F) pipe connection. Brass.

### HOW TO ORDER

4 6 2 9 - 3 / 4 - T O C 1 0  
Brass

TIP PART NO.		l/min	"W" (METERS)	HEIGHT = 90 cm		
				l/ha		
				4 km/h	16 km/h	24 km/h
4629-3/4-TOC10	2.0	3.23	5.4	44.9	22.4	15.0
	3.0	3.95	5.6	52.9	26.5	17.6
	4.0	4.56	5.6	61.1	30.5	20.4
4629-3/4-TOC20	2.0	6.45	7.1	68.1	34.1	22.7
	3.0	7.90	7.4	80.1	40.0	26.7
	4.0	9.12	7.4	92.4	46.2	30.8
4629-3/4-TOC40	2.0	12.89	7.9	122	61.2	40.8
	3.0	15.79	8.2	144	72.2	48.1
	4.0	18.23	8.2	167	83.4	55.6
4629-3/4-TOC80	2.0	25.78	8.8	220	110	73.3
	3.0	31.58	9.1	260	130	86.8
	4.0	36.47	9.1	301	150	100
4629-3/4-TOC150	2.0	48.34	9.3	390	195	130
	3.0	59.21	9.6	463	231	154
	4.0	68.37	9.6	534	267	178
4629-3/4-TOC300	2.0	96.68	9.7	748	374	249
	3.0	118.41	10.0	888	444	296
	4.0	136.73	10.2	1005	503	335

**Note:** Always double check your application rates. Tabulations are based on spraying water at 21°C. See technical information (pages 179–202) for useful formulas and other technical information.

## Typical Applications



**HERBICIDE**  
SOIL APPLIED  
**EXCELLENT**  
SYSTEMIC  
**EXCELLENT**



**FERTILIZER**  
BROADCAST  
**EXCELLENT**



**DRIFT CONTROL**  
**EXCELLENT**

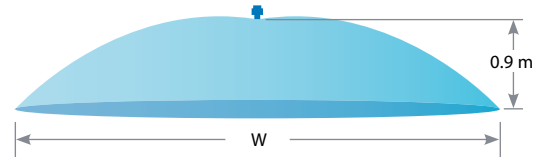


**Type 1/4-KLC**  
1/4" NPT male pipe connections

## FEATURES

- The KLC FieldJet nozzle is typically used to spray areas not accessible with a boom sprayer.
- Its one-piece nozzle design projects spray to both sides to form a wide swath flat spray.

- The round orifice minimizes clogging.
- Uniformity across the swath is not as good as with a properly operated boom sprayer.\*

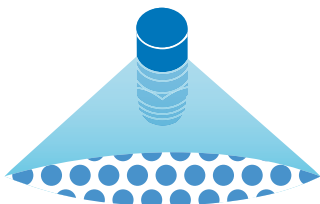


\*Uniformity can be optimized by double overlapping spray swaths on successive sprayer passes. Remember, this also doubles the application volume.

TIP PART NO.	bar	CAPACITY ONE NOZZLE IN l/min	"W" (METERS)	l/ha						
				3 km/h	4 km/h	5 km/h	6 km/h	8 km/h	10 km/h	12 km/h
1/4-KLC-5	0.7	1.91	4.3	88.8	66.6	53.3	44.4	33.3	26.7	22.2
	1.0	2.28	5.2	87.7	65.8	52.6	43.8	32.9	26.3	21.9
	2.0	3.23	5.5	117	88.1	70.5	58.7	44.0	35.2	29.4
	3.0	3.95	6.4	123	92.6	74.1	61.7	46.3	37.0	30.9
1/4-KLC-9	0.7	3.43	4.9	140	105	84.0	70.0	52.5	42.0	35.0
	1.0	4.10	5.5	149	112	89.5	74.5	55.9	44.7	37.3
	2.0	5.80	5.8	200	150	120	100	75.0	60.0	50.0
	3.0	7.10	6.4	222	166	133	111	83.2	66.6	55.5
1/4-KLC-18	0.7	6.86	5.5	249	187	150	125	93.5	74.8	62.4
	1.0	8.20	6.1	269	202	161	134	101	80.7	67.2
	2.0	11.6	6.4	363	272	218	181	136	109	90.6
	3.0	14.2	6.7	424	318	254	212	159	127	106
1/4-KLC-36	0.7	13.7	5.8	472	354	283	236	177	142	118
	1.0	16.4	6.7	490	367	294	245	184	147	122
	2.0	23.2	7.3	636	477	381	318	238	191	159
	3.0	28.4	7.9	719	539	431	359	270	216	180

**Note:** Always double check your application rates. Tabulations are based on spraying water at 21°C. See technical information (pages 179–202) for useful formulas and other technical information.

## SPRAY PATTERN



## MATERIALS AVAILABLE

- SS** STAINLESS STEEL
- B** BRASS

## HOW TO ORDER

Stainless Steel  
**1 / 4 K L C - S S 1 8**  
 Tip Type      Material Code      Capacity Size

### Typical Applications



**HERBICIDE**  
SOIL APPLIED  
**EXCELLENT**  
SYSTEMIC  
**EXCELLENT**



**FUNGICIDE**  
SYSTEMIC  
**GOOD**



**INSECTICIDE**  
SYSTEMIC  
**GOOD**



**FERTILIZER**  
BROADCAST  
**EXCELLENT**



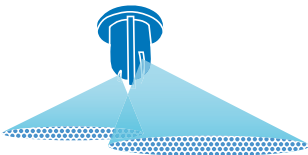
**DRIFT CONTROL**  
**EXCELLENT**




### FEATURES

- Wide, even spray pattern allows fewer passes through the field and the ability to cover more area with each pass.
- XE TeeJet Tip can be used in a wide variety of applications—fruits & vegetables, greenhouses, home gardens, urban pest control, sugar cane and flowers.
- Designed for use in hand-held and boomless sprayer applications.
- Optimal use at low pressure.
- Optimum spray height of 50 cm and optimum spray pressure at 2 bar.
- Removable pre-orifice for cleaning.
- Acetal polymer material for durability.
- Available in four VisiFlo Polymer (VP) capacities.
- Can be used with 114445A-\*-CELR Quick TeeJet cap and gasket, CP8027-NYB nylon threaded cap, and CP1325 brass threaded cap. Reference page 118 for more information.

### SPRAY PATTERN



### DROPLET SIZE CLASSIFICATION



### RECOMMENDED PRESSURE RANGE



### MATERIALS AVAILABLE

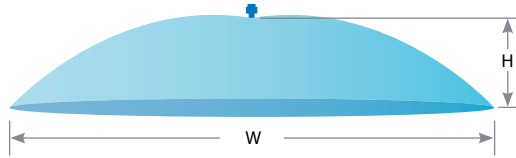


### HOW TO ORDER

Polymer with VisiFlo® color-coding

**X E 1 5 0 0 8 - V P**

Tip Type	Spray Angle	Capacity Size	Material Code



TIP PART NO. (STRAINER MESH SIZE)	BAR	DROP SIZE	CAPACITY ONE TIP IN l/min	SPRAY WIDTH "W" (METERS)		L/HA															
				60 cm HEIGHT	90 cm HEIGHT	HEIGHT "Y" = 60 cm								HEIGHT "Y" = 90 cm							
						4 km/h	5 km/h	6 km/h	8 km/h	10 km/h	12 km/h	15 km/h	20 km/h	4 km/h	5 km/h	6 km/h	8 km/h	10 km/h	12 km/h	15 km/h	20 km/h
XE15002-VP (50)	0.5	UC	0.32	1.2	1.4	40.2	32.2	26.8	20.1	16.1	13.4	10.7	8.0	34.5	27.6	23.0	17.2	13.8	11.5	9.2	6.9
	1.0	UC	0.46	1.7	2.3	40.2	32.1	26.8	20.1	16.1	13.4	10.7	8.0	29.7	23.8	19.8	14.8	11.9	9.9	7.9	5.9
	1.5	UC	0.56	2.2	2.8	38.0	30.4	25.4	19.0	15.2	12.7	10.1	7.6	29.9	23.9	19.9	14.9	12.0	10.0	8.0	6.0
	2.0	XC	0.64	2.7	3.4	35.8	28.6	23.9	17.9	14.3	11.9	9.5	7.2	28.4	22.7	18.9	14.2	11.4	9.5	7.6	5.7
	3.0	VC	0.79	3.3	4.2	35.9	28.7	23.9	17.9	14.3	12.0	9.6	7.2	28.2	22.5	18.8	14.1	11.3	9.4	7.5	5.6
	4.0	VC	0.91	3.7	4.8	36.9	29.6	24.6	18.5	14.8	12.3	9.9	7.4	28.5	22.8	19.0	14.2	11.4	9.5	7.6	5.7
XE15004-VP (50)	0.5	UC	0.70	1.6	1.9	65.6	52.5	43.7	32.8	26.2	21.9	17.5	13.1	55.3	44.2	36.8	27.6	22.1	18.4	14.7	11.1
	1.0	UC	0.96	2.5	3.0	57.4	46.0	38.3	28.7	23.0	19.1	15.3	11.5	47.9	38.3	31.9	23.9	19.1	16.0	12.8	9.6
	1.5	UC	1.15	3.2	3.9	53.9	43.1	35.9	27.0	21.6	18.0	14.4	10.8	44.2	35.4	29.5	22.1	17.7	14.7	11.8	8.8
	2.0	XC	1.31	3.7	4.5	53.1	42.5	35.4	26.5	21.2	17.7	14.2	10.6	43.7	34.9	29.1	21.8	17.5	14.6	11.6	8.7
	3.0	VC	1.57	4.3	5.0	54.9	43.9	36.6	27.4	21.9	18.3	14.6	11.0	47.2	37.8	31.5	23.6	18.9	15.7	12.6	9.4
	4.0	VC	1.79	4.7	5.2	57.2	45.7	38.1	28.6	22.9	19.1	15.2	11.4	51.7	41.3	34.5	25.8	20.7	17.2	13.8	10.3
XE15006-VP (50)	0.5	UC	0.97	2.1	2.7	69.0	55.2	46.0	34.5	27.6	23.0	18.4	13.8	53.7	43.0	35.8	26.8	21.5	17.9	14.3	10.7
	1.0	UC	1.37	3.0	3.8	68.3	54.7	45.6	34.2	27.3	22.8	18.2	13.7	54.0	43.2	36.0	27.0	21.6	18.0	14.4	10.8
	1.5	UC	1.67	3.6	4.2	69.8	55.8	46.5	34.9	27.9	23.3	18.6	14.0	59.8	47.8	39.9	29.9	23.9	19.9	15.9	12.0
	2.0	XC	1.93	4.2	4.6	69.0	55.2	46.0	34.5	27.6	23.0	18.4	13.8	63.0	50.4	42.0	31.5	25.2	21.0	16.8	12.6
	3.0	VC	2.37	4.7	5.2	75.6	60.5	50.4	37.8	30.2	25.2	20.2	15.1	68.3	54.6	45.5	34.2	27.3	22.8	18.2	13.7
	4.0	C	2.73	5.1	5.7	80.4	64.3	53.6	40.2	32.2	26.8	21.4	16.1	72.0	57.6	48.0	36.0	28.8	24.0	19.2	14.4
XE15008-VP (50)	0.5	UC	1.30	2.3	2.7	84.7	67.8	56.5	42.4	33.9	28.2	22.6	16.9	72.2	57.7	48.1	36.1	28.9	24.1	19.2	14.4
	1.0	UC	1.83	3.2	3.9	85.9	68.7	57.3	42.9	34.4	28.6	22.9	17.2	70.5	56.4	47.0	35.2	28.2	23.5	18.8	14.1
	1.5	UC	2.24	3.6	4.3	93.3	74.7	62.2	46.7	37.3	31.1	24.9	18.7	78.1	62.5	52.1	39.1	31.3	26.0	20.8	15.6
	2.0	XC	2.58	3.9	4.7	99.4	79.5	66.2	49.7	39.7	33.1	26.5	19.9	82.5	66.0	55.0	41.2	33.0	27.5	22.0	16.5
	3.0	VC	3.16	4.4	4.9	107.7	86.1	71.8	53.8	43.1	35.9	28.7	21.5	96.7	77.4	64.5	48.3	38.7	32.2	25.8	19.3
	4.0	C	3.64	4.6	5.1	118.8	95.0	79.2	59.4	47.5	39.6	31.7	23.8	107.1	85.7	71.4	53.6	42.9	35.7	28.6	21.4

**Note:** Always double check your application rates. Droplet size classification shown is based on ISO 25358. Droplet size classification standard is subject to change. Tabulations are based on spraying water at 21°C. See technical information (pages 179–202) for droplet size classification, useful formulas and other technical information.